

PRO FOOTBALL HALL OF FAME

TEACHER ACTIVITY GUIDE

2020-2021 EDITION



COACH TONY DUNGY - HALL OF FAME CLASS OF 2016

INDIANAPOLIS COLTS Team History



In 1953, the city of Baltimore was awarded a new National Football League franchise. The team was nicknamed the Colts, the second pro football club to bear that name in a seven-year period. Earlier in 1947, a Baltimore Colts team was founded in the All-America Football Conference. Three years later, as part of the peace agreement between the AAFC and NFL, the Colts became an NFL member. But this venture failed and the franchise was disbanded after the 1950 season.

But Baltimore was presented with a second chance for an NFL team three seasons later when the Dallas Texans franchise was cancelled by the league. NFL Commissioner Bert Bell challenged the city to sell 15,000 season tickets within six weeks. The successful sale took just over four weeks and, on January 23, 1953, Carroll Rosenbloom became the principal owner of the new Baltimore Colts.

In 1954, Weeb Ewbank was named the Colts' head coach and he began a steady building program that put his team over .500 for the first time in 1957. The Colts didn't have another losing season for the next 14 years. Powered by a sensational young quarterback, Johnny Unitas, and a strong supporting cast that included such future Pro Football Hall of Famers as Artie Donovan, Gino Marchetti, Raymond Berry, Lenny Moore and Jim Parker, the Colts won NFL championships in both 1958 and 1959 and again in 1968.

The 1958 NFL title clash against the New York Giants, played before the largest television audience ever up to that time, did much to increase fan enthusiasm for pro football. With Unitas craftily engineering long drives that led to the tying field goal and winning touchdown, the Colts won 23-17 in overtime.

Both the Colts and Ewbank were involved in a second game 10 years later that would share ranking as a pivotal game in creating far-reaching fan enthusiasm. The game was Super Bowl III and the Ewbank-led New York Jets stunned the heavily-favored Colts 16-7.

Under Don Shula, who replaced Ewbank in 1963, the Colts won NFL Western conference championships in 1964 and 1968. Shula moved to Miami in 1970 but the Colts, who had moved to the new American Football Conference at the time of the merger, won the first AFC Eastern division title and Super Bowl V.

Robert Irsay, who acquired the Los Angeles Rams franchise in 1972, engineered an historic trade of teams with Carroll Rosenbloom that year. Twelve years later on March 28, 1984, Irsay moved the Colts to Indianapolis, where they now play in Lucas Oil Stadium. The team enjoyed moderate success after the move to Indianapolis, appearing in the post-season a total of three times in the next 13 seasons.

The face of the franchise shifted with the arrival of quarterback Peyton Manning in 1998. Guided by his leadership, the Colts became one of the league's most dominant teams. In 2006, Manning led Indianapolis to its first championship in 36 seasons with a victory in Super Bowl XLI.

After sitting out the 2011 season because of an injury, Manning and the Colts parted ways. This opened the door for the Colts to draft their new face of the franchise - Andrew Luck. The Colts selected Luck with the number one overall pick in the 2012 NFL Draft.

Prior to the 2019 NFL Season, Luck unexpectedly retired, leading Head Coach Frank Reich and GM Chris Ballard to bring in a new QB to run the Colts. They did so in the 2020 offseason - signing veteran QB and former Charger Philip Rivers.



Canton, Ohio and the National Football League

Each year, approximately 250,000 fans from all over the world visit the Pro Football Hall of Fame in Canton, Ohio. The museum's guest register reveals that in a year's time, visitors come from all fifty states and from sixty to seventy foreign countries.

Many wonder why the Hall of Fame is located in this small northeast Ohio city. Often, museums are built in locations that have historical significance to their subject matter. The Pro Football Hall of Fame is no exception. Canton's ties to pro football began long before the Hall of Fame was built in 1963. On September 17, 1920, a meeting was held in an automobile showroom in downtown Canton. It was at this time that the American Professional Football Association was formed. Two years later, the league changed its name to the National Football League.

Today, fans follow teams like the Dallas Cowboys, San Francisco 49ers, and the Miami Dolphins. But, in 1920, none of those teams existed. Rather, the NFL had teams like the Columbus Panhandles, Dayton Triangles, Rochester Jeffersons, and the Canton Bulldogs.

The Canton Bulldogs were the first real pro football powerhouse. They won the NFL title in 1922 and 1923 making them the league's first two-time champion.

They were a strong team even before the NFL began because of their star player Jim Thorpe. Thorpe, a Native American Indian, was a tremendous athlete. Not only did he play pro football but he played pro baseball and won two gold medals in the 1912 Olympic Games. Even today, he is considered to be one of the world's greatest athletes of all time.

While the Bulldogs are no longer around, pro football remembers its early days in Canton, Ohio. Visitors, young and old, enjoy the story of pro football's history in the city where the NFL began!



The Legendary Jim Thorpe

Who Was Jim Thorpe?



It seems that whenever stories are written about an all-time pro football great, Jim Thorpe's name comes up. Jim Thorpe was born in a one-room cabin in Prague, Oklahoma, on May 28, 1888. Though he had some Irish and French blood, he was mostly of Sac and Fox Indian heritage. In fact, his Indian name was Wa-Tho-Huk, which means Bright Path.

Though football was his first love, he gained his greatest fame as a track star, winning the decathlon and pentathlon events in the 1912 Olympics, held in Stockholm, Sweden. King Gustav V of Sweden told Thorpe as he presented him with his medals, "Sir, you are the greatest athlete in the world." But soon afterward, Thorpe was stripped of his records and medals when it was learned that he had played minor league baseball for money in 1911. In 1984 the Olympic Committee decided that this was an unfair interpretation of the then Olympic rules and restored his records and returned his medals to his family.

In 1915, Thorpe's great abilities and fame led Jack Cusack to offer him \$250 a game to play football for the Canton Bulldogs. While that may not sound like much, it was twice as much as most players were making back then. Even Cusack's friends warned him that he was paying Thorpe too much. Just the same, Thorpe was everything Cusack had hoped he would be -- a great player and a gate attraction. After missing the first two games of the 1916 season because he was playing pro baseball for the New York Giants, Thorpe joined the Canton squad. With Jim playing halfback, the Bulldogs were unofficial World Champions in 1916, 1917 and 1919. (The Bulldogs' championships are said to be unofficial since no organized pro league existed at the time.)

Many old-timers who actually played against Thorpe claimed he was the toughest man ever to play the game. Legend says that Jim would drop-kick a field goal from the 50-yard line, then turn and kick another 50-yarder in the opposite direction with perfect results--just to show off. Others say he could punt a ball the length of the field. Both are probably exaggerations. In any case, there is no doubt that Thorpe was a superb athlete. All accounts suggest he could run with speed and bruising power. He could pass and catch passes with the best. He could kick with accuracy and strength. And, of course, as players did back then, he played defense too.

By the time the NFL was organized in 1920, the thirty-two-year-old Thorpe, who was already past his athletic prime, was unanimously voted the league's charter president. However, he managed to play eight NFL seasons with six different teams and his gate appeal continued. Though at times he sparkled like the Thorpe of old, he never really excelled as much in the NFL as he had in his earlier career. In 1928, at the age of forty he finally called it quits. In 1950, the nation's press honored Thorpe by naming him the most outstanding athlete of the first fifty years of the twentieth century. In 1963, he was elected a charter member of the Pro Football Hall of Fame.

Source: Excerpt from The Official Pro Football Hall of Fame Answer Book by Joe Horrigan, Simon & Shuster Inc., 1990.

If you would like to know more about Jim Thorpe, a good book to read is Jim Thorpe by Bob Wheeler (University of Oklahoma Press, 1979).



INDIANAPOLIS COLTS

Tony Dungy

Goals/Objectives:

Students will:

- Conduct research on issues and interests by generating ideas and questions and by posing problems. They gather, evaluate and synthesize data from a variety of sources (e.g., print and nonprint displays and artifacts) to communicate their discoveries.
- Use a variety of technological and informational resources (e.g., video, displays, databases) to gather and synthesize information and to create and communicate knowledge.
- Develop an understanding of and respect for diversity in language use, patterns and dialects across cultures, ethnic groups, geographic regions and social roles.
- Use spoken, written and visual language to accomplish their own purposes (e.g., for learning, enjoyment, persuasion and exchange of information).

Common Core Standards: RI- Key Ideas and Details, Integration of Knowledge and Ideas; W- Text Types and Purposes, Research to Build and Present Knowledge; SL- Presentation of Knowledge and Ideas

Methods/Procedures:

- Students will read the biographical sketch on Tony Dungy (next page) as a class and discuss his role in history and the history of pro football.
- Students will compile a list of ten facts about Tony Dungy from his bio.
- Students would then be given an assignment to research any Colts' player and gather ten facts or bits of information on them to share with the class. Students would be encouraged to access the Colts' official website: Colts.com.
- Students will write up their information in paragraph form (like the Tony Dungy bio) and present the new facts and bits of information that they discovered about their chosen player.

Materials:

- Tony Dungy biography
- Colts.com
- ProFootballHOF.com


Assessment:

- Students will submit the informational essay/reports on their chosen Colts Hall of Famer.
- Students will deliver formal presentations on their chosen Colts Hall of Famer that will demonstrate a clear and distinctive perspective on the subject chosen and convey relevant information and descriptive details.

INDIANAPOLIS COLTS Tony Dungy



Tony Dungy, a former NFL defensive back, advanced through the coaching ranks following his playing career. He earned his first head coaching position in 1996 with the Tampa Bay Buccaneers and over the next 13 seasons, that included seven years with the Indianapolis Colts, he racked up 148 total victories.



Dungy's career in coaching began in 1980 with the University of Minnesota before jumping back to the NFL with the Pittsburgh Steelers in 1981 where he rose to become the team's defensive coordinator. He coached three years for the Kansas City Chiefs from 1989 to 1991 and then was named the defensive coordinator of the Minnesota Vikings from 1992 to 1995.

Dungy took over a Buccaneers team in 1996 that had suffered 12 double-digit loss seasons in the previous 13 years before his arrival. The fortunes of the franchise quickly changed under his leadership. By his second season, the team finished 10-6 and earned a playoff berth. Two seasons later, in 1999, the Bucs posted an 11-5 record and clinched the franchise's first divisional title since 1981. After six seasons in Tampa Bay, that included four trips to the playoffs, Dungy was relieved of his duties.

Eight days after his dismissal by the Bucs, Dungy was hired by Indianapolis. Under his guidance, the Colts enjoyed success never experienced in the franchise's history. During Dungy's seven-year reign as Indy's head coach, the Colts posted 12 or more wins in all of those seasons except his first when they finished 10-6. The team claimed five divisional titles and advanced to the playoffs every year of Dungy's tenure as coach.

In 2006, Dungy guided the Colts to an AFC South Division title and capped the season with a thrilling 38-34 win over their arch rival New England Patriots in the AFC championship game and a victory over the Chicago Bears in Super Bowl XLI. Dungy became the first African American head coach ever to win a Super Bowl.

Dungy's overall record as a NFL head coach was 148-79-0 and that includes a .668 winning percentage in the regular season (139-69-0).



Tackling Football Math

Goals/Objectives:

Students will:

- Improve math skills by applying basic functions to the game of football.
- Learn basic football facts and game terms.
- Utilize statistics of NFL football players and teams for computing math problems.
- Research statistics of selected NFL football players and teams for use as alternative information in certain math problems.

Common Core Standards: Operations and Algebraic Thinking; Number Operations in Base Ten; Measurement and Data

Methods/Procedures:

- Students will complete the math worksheets provided on the following pages related to the game of football. They may work independently or with others. Feel free to make adaptations in players and teams to suit your students. Answers to the following worksheets are found in the back of this publication.
 - * Conversions in Football (CCS: Measurement and Data)
 - * Super Bowl Thunder (CCS: Number Operations in Base Ten; Measurement and Data)

Materials:

- Pencil
- Scrap paper for working problems
- Calculators if permitted
- Worksheets

Assessment:

- Students will be assessed on accuracy of responses.

Conversions in Football



Directions: Complete the following problems, be sure to show all of your work on a separate sheet of paper.

1. During his career with the Colts, Edgerrin James rushed for 9,226 yards. How many feet is that?

2. In 2019 Marlon Mack led the Colts in rushing with a total of 1,091 yards. How many inches is that? _____
3. Jacoby Brissett passed for 2,943 yards in 2019. How many miles is that? _____ Round to the nearest tenth. *(Hint: 1 mile = 1,760 yards)
4. In his 8 seasons with the Colts, punter Pat McAfee totaled 26,653 yards of punts. How many feet is that? _____
5. The Colts have the ball on their own 25-yard line and they complete a 45-yard pass. They then lose 4 yards on the next play. What yard line are they now on? _____
6. Philip Rivers threw a 54-yard pass. How many inches did he throw? _____ How many centimeters? _____ Hint: 1 inch = 2.54 centimeters
7. A football field measures 100 yards from goal line to goal line. A field is $53 \frac{1}{3}$ yards wide. Convert these measurements to feet. _____
8. If an NFL player weighs 303 pounds. How much does he weigh in ounces? _____
9. A game normally lasts 60 minutes. During a 17-game season, how many total minutes does one team play? _____
10. There are seven officials on the field for every NFL game. If 16 games are played each week, what is the total number of officials officiating throughout the NFL each week? _____



Super Bowl Thunder

Directions: Answer the following questions using the Indianapolis Colts' roster on the following page.

1. Who was the oldest player on the team?
2. What number was Peyton Manning?
3. How many wide receivers (WR) were there?
4. How many players had 10 or more years of NFL experience?
5. How many quarterbacks (QB) were listed?
6. Who was the only player to attend Alabama A&M?
7. Who was the heaviest player on the team?
8. Who was the lightest player on the team?
9. What position did number 87 play?
10. Add up the total weight of all the running backs (RB).

Super Bowl Thunder



Colts Super Bowl XLI Roster

#	NAME	POS.	HT.	WT.	AGE	EXP.	COLLEGE
29	Joseph Addai	RB	5-11	214	23	R	LSU
41	Antoine Bethea	DB	5-11	203	22	R	Howard
50	Rocky Boiman	LB	6-4	236	25	5	Notre Dame
58	Gary Brackett	LB	5-11	235	25	4	Rutgers
79	Raheem Brock	DT	6-4	274	28	5	Temple
44	Dallas Clark	TE	6-3	252	27	4	Iowa
42	Jason Davis	DB	5-8	180	24	3	Washington St.
71	Ryan Diem	T	6-6	320	28	6	Northern Illinois
30	DeDe Dorsey	RB	5-11	196	22	R	Lindenwood
76	Dan Federkeil	T	6-6	290	23	R	Calgary
81	Bryan Fletcher	TE	6-5	230	26	2	UCLA
93	Dwight Freeney	DE	6-1	268	25	5	Syracuse
57	Dylan Gandy	C/G	6-3	302	24	2	Texas Tech
51	Gilbert Gardner	LB	6-1	228	24	3	Purdue
43	Matt Giordano	DB	5-11	200	24	2	California
78	Tarik Glenn	T	6-5	332	30	10	California
56	Tyjuan Hagler	LB	6-0	236	25	1	Cincinnati
25	Nick Harper	DB	5-10	182	32	6	Ft. Valley St.
88	Marvin Harrison	WR	6-0	185	34	11	Syracuse
26	Kelvin Hayden	DB	6-0	195	23	2	Illinois
28	Marlin Jackson	DB	6-0	196	23	2	Michigan
27	Tim Jennings	DB	5-8	185	23	R	Georgia
74	Charlie Johnson	T	6-4	305	22	R	Oklahoma St.
59	Cato June	LB	6-0	227	27	4	Michigan
54	Freddy Keiaho	LB	5-11	226	24	R	San Diego St.
61	Dan Klecko	DT	5-11	275	25	4	Temple
99	Ryan LaCasse	DE	6-2	257	23	R	Syracuse
65	Ryan Lilja	G	6-2	290	25	3	Kansas St.
18	Peyton Manning	QB	6-5	230	30	9	Tennessee
98	Robert Mathis	DE	6-2	245	25	4	Alabama A&M
92	Anthony McFarland	DT	6-0	300	29	8	LSU
85	Aaron Moorehead	WR	6-3	200	26	4	Illinois
94	Rob Morris	LB	6-2	243	31	7	BYU
53	Keith O'Neil	LB	6-0	240	26	4	Northern Arizona
11	Ricky Proehl	WR	6-0	190	38	17	Wake Forest
95	Darrell Reid	DT	6-2	288	24	2	Minnesota
36	Dexter Reid	DB	5-11	203	25	3	North Carolina
33	Dominic Rhodes	RB	5-9	203	27	6	Midwestern St.
34	TJ Rushing	DB	5-9	186	23	R	Stanford
21	Bob Sanders	DB	5-8	206	25	3	Iowa
63	Jeff Saturday	C	6-2	295	31	8	North Carolina
64	Bo Schobel	DE	6-5	264	25	3	TCU
73	Jake Scott	G	6-5	295	25	3	Idaho
17	Hunter Smith	P	6-2	209	29	8	Notre Dame
48	Justin Snow	TE	6-3	240	30	7	Baylor
12	Jim Sorgi	QB	6-5	196	26	3	Wisconsin
84	John Standeford	WR	6-4	206	24	1	Purdue
91	Josh Thomas	DE	6-5	271	25	3	Syracuse
69	Matt Ulrich	G	6-2	309	25	2	Northwestern
86	Ben Utecht	TE	6-6	251	25	3	Minnesota
4	Adam Vinatieri	K	6-0	202	34	11	South Dakota St.
87	Reggie Wayne	WR	6-0	198	28	6	Miami (FL)
10	Terrence Wilkins	WR	5-10	180	31	6	Virginia

Source: Super Bowl
XLI Game Program



How Much Can Be Recycled?

Goals/Objectives:

Students will:

- Explain how technology influences the quality of life.
- Discuss how decisions about the use of products can result in desirable or undesirable consequences.
- Use examples to predict and analyze.
- Recognize that science can only answer some questions and technology can only solve some human problems.
- Describe examples of scientific advances and emerging technologies and how they impact society.

National Standards: Science: 5-Science and Technology

Methods/Procedures:

- The students and teacher will compile a list of objects that accumulate from fans, players and workers at any NFL game.
- Students gather, if possible, concrete examples of listed items.
- Students determine which listed objects can be recycled.
- Through letters, calls, emails, and possibly personally, determine which stadiums recycle and what items they recycle.
- After compiling all three lists, using a mathematical formula, including amount of each product sold, students determine the weight of each recyclable item/team's game and or season through extrapolation.

Materials:

- Students and teacher created item list
- ProFootballHOF.com
- Scales for weighing objects

Assessment:

- Student created tables of items sold, recyclable items, items recycled and total poundage.
- Students will deliver a formal presentation on their findings.
- Teacher posts results and student findings (charts).

How Much Can Be Recycled?



Lucas Oil Stadium

Items Sold	Item A	Item B	Item C	Item D
Game 1	Total Weight:	Total Weight:	Total Weight:	Total Weight:
Game 2	Total Weight:	Total Weight:	Total Weight:	Total Weight:
Game 3	Total Weight:	Total Weight:	Total Weight:	Total Weight:

Students may add items, delete items, add games, delete games depending on time constraints.



From Humble Beginnings: The Story of the Colts

Goals/Objectives:

Students will:

- Understand the beginnings of football as we know it today.

National Standards: U.S. History: 11 - Era 7: The Emergence of Modern America (1890-1930); 12 - Era 8: The Great Depression and World War II (1929-1945); 13 - Era 9: Postwar United States (1945 to early 1970's); 14 - Era 10: Contemporary United States (1968 to the Present)

Methods/Procedures:

- Students will visit the Indianapolis Colts' website: Colts.com and the Pro Football Hall of Fame's website: ProFootballHOF.com. A tour through these websites informs students how the Colts began, who were the early superstars, and who helped the Colts become what they are today. Students will take notes.
- If the class can take a field trip to Lucas Oil Stadium, students should take notes as they tour.
- Students will complete a one page report on the history of the Indianapolis Colts from the research gathered.
- Students will then present this information (first game, first player drafted, etc.) to the class.

Materials:

- Colts.com
- ProFootballHOF.com
- Colts History on page 1

Assessment:

- Students will be able to verbally share with others more about the rich history of the Indianapolis Colts.

Colts' Team Travel



Goals/Objectives:

Students will:

- Improve geography skills using football team facts and locations.
- Use map skills with football facts.
- Explore data from NFL players and teams.

National Standards: Geography: 2-Places and Regions; 5-Environment and Society

Methods/Procedures:

- Have students complete the Colts' Team Travel worksheet

Materials:

- Worksheet: Colts' Team Travel
- Maps, atlas, online resources
- 2020 Indianapolis Colts' Schedule
- Writing utensils
- Paper or posterboard
- Pushpins and string

Assessment:

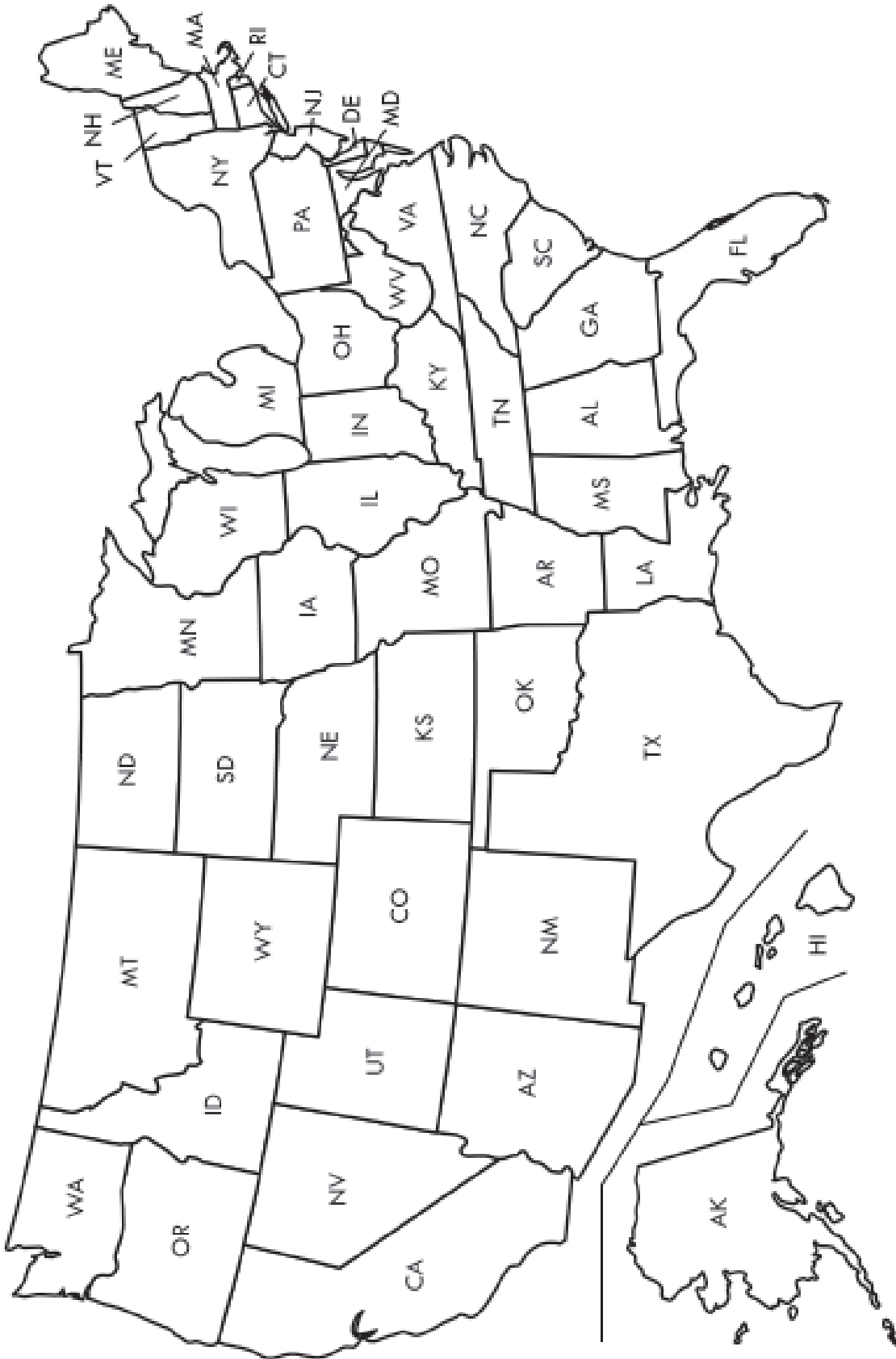
- Students will be assessed on accuracy of responses to worksheet: Colts' Team Travel



Directions: Using a blank United States map (next page) and a 2020 NFL schedule complete the following activities.

1. Label each individual state.
2. Label each NFL team in its correct city. On a separate piece of paper, list those states which do not have a NFL team.
3. Secure the map to a piece of cardboard to push pins through. Locate Indianapolis, IN and mark it by attaching a string to a pin and placing the pin on Indianapolis, IN.
4. Refer to a copy of the team's schedule for the current NFL season (Colts.com). Using the pins and string, locate and mark your team's away games. How many away games do they play?
5. Determine and keep track of the direction your team traveled to play their away games.
6. Using an online map, determine how many miles the team traveled to each of their away games. How many total miles did the team travel throughout the season?
7. Determine if Indianapolis, IN is in a different time zone than Canton, OH. What is the time difference? If the starting time of a game is 4:00 p.m. in Canton, OH, what time is the game starting in Indianapolis, IN?
8. Keep a log of your team's win-loss record for the season plus the number of points they have scored during each game.
9. Did your team win more home or away games?
10. How many miles is it from Indianapolis, IN to Tampa, FL, site of Super Bowl LV?

Colts' Team Travel





Career Exploration

Goals/Objectives:

Students will:

- Identify NFL careers.
- Conduct an exploratory interview to get an insider's view of a particular career.
- Investigate career opportunities that reflect their interests, abilities, and personality.
- Utilize various sources of career information.

National Standards: FACS: 1 - Career, Community, and Family Connections

Methods/Procedures:

- Have students complete the following career worksheets and activities provided on the following pages:
 - * Careers with the Colts
 - * Colts Career Matching
 - * Colts Career Future

Materials:

- Career worksheets and activity descriptions
- Career reference books including:
 - * Dictionary of Occupational Titles
 - * Occupational Outlook Handbook (OOH)
 - * Guide for Occupational Exploration
 - * Occupational Outlook Quarterly
- Computer program "Ohio Career Information System (OCIS)"
- Internet access to career/job/vocation sites (i.e. <http://stats.bls.gov>)

Assessment:

- Students will be assessed on performance and accuracy of responses.

Careers with the Colts



Name: _____

There are hundreds of jobs in and around the Colts in addition to being an athlete. See if you can think of one job for each letter in the alphabet.

- A. _____
- B. _____
- C. _____
- D. _____
- E. _____
- F. _____
- G. _____
- H. _____
- I. _____
- J. _____
- K. _____
- L. _____
- M. _____
- N. _____
- O. _____
- P. _____
- Q. _____
- R. _____
- S. _____
- T. _____
- U. _____
- V. _____
- W. _____
- X. _____
- Y. _____
- Z. _____



Colts Career Matching

Name: _____

Directions: Match the careers on the left with the correct definition on the right:

- | | |
|-----------------------------|---|
| _____ Players Agent | A. Good with computers and networking. Oversee all technology applications for teams. |
| _____ Game Official | B. Requires a keen eye, fast reflexes, stamina, self-control, and knowledge of rules and ability to make quick and correct decisions. |
| _____ Sports Photographer | C. Has a strong science background with an emphasis on anatomy and physical therapy for athletes. |
| _____ Sports Psychologist | D. Makes sure the stadiums and arenas are operable and safe for both players and fans. |
| _____ Facilities Manager | E. Participates in contract negotiations, arranges personal appearances and sets up endorsements for commercial products. |
| _____ Director of IT | F. Advises athletes on how to eat to perform their best. |
| _____ Official Statistician | G. Expert in mathematics, bookkeeping, statistics and operating a computer. |
| _____ Scout | H. Artist who uses a camera to capture the single action of an individual's successes as well as defeats. |
| _____ Athletic Trainer | I. Evaluates potential players as well as next week's opponents. |
| _____ Sports Nutritionist | J. Helps athletes cope with pressure. |

Colts Career Future



Name: _____

The NFL can offer a ticket to fame and fortune. However, only a small percentage of people actually become professional athletes. Even those who do must some day retire and begin new careers. Education is the key to the future.

Think about the types of NFL career possibilities that exist for a person with your interests, abilities, and personality. Project yourself into the future and choose one occupation that interests you. Answer the following questions using any resources available (parents, relatives, career mentors, teachers, guidance counselors, Internet and printed material).

- What education and training would I need?
- What skills and aptitude should I have?
- Is there an age requirement? If so, what is it?
- What would my work environment be like?
- What hours would I spend on the job?
- What is the starting salary?
- What are the opportunities for advancement in this line of work?
- What are the benefits of the career?
- What is the dress code?
- What specific duties would I perform?
- What are the advantages and disadvantages of the job?

Now that you know more about the career, is it still something you would like to pursue? Why or why not?



Colts Jersey Design

Goals/Objectives:

Students will:

- Create an original frontal design for a jersey, employing color choices, fabric/clothing details and lettering design. This lesson focuses on use of contrast, center of interest and balance.

National Standards: Visual Arts: 1-Understanding and applying media, techniques and processes

Methods/Procedures:

- Fold drawing paper in half, short sides together, to create a center line. This line will be used as guide when drawing the neckline and number.
- Using pencil and ruler, divide the paper vertically into fourths, using very light guidelines. These lines represent approximate areas where sleeves are sewn onto the sides of the body.
- Decide on the thickness of sleeves, drawing them to extend to the outside edges of the paper.
- Sketch the neckline – standard jerseys usually have v-necks, but use another shape if you like.
- Add detailing – clothing that must endure the rigors of a contact sport usually has double stitching for strength. This can be shown at the sleeves, bottom and any other area you choose.
- Determine a color pattern – borrow colors from the Colts or create your own combinations. No more than two or three colors are necessary. Highlights of black and white are often used on jerseys in conjunction with one or two other colors. Use your color pattern to create bands on the sleeves, neckline and other areas as desired. Colors should have good contrast that allows the design to be visible from a distance, especially the number(s).
- Use the fold line to help you center the number you chose. Examples of block letters are shown on the accompanying illustration, but be as creative as you'd like. Jersey numbers are often "shaded" with a second colors. Frequently, smaller numbers are sewn to the shoulders. From this viewpoint, only part of the shoulder numbers would be visible.
- Add a tag inside the neckline to show the size. Jerseys often have outside tags on the lower portion of the body that show the manufacturer's name. This would be an ideal area to sign your name or create a company with your initials. Add any other detail you would like.
- If desired, cut out your jersey and mount on a contrasting color.

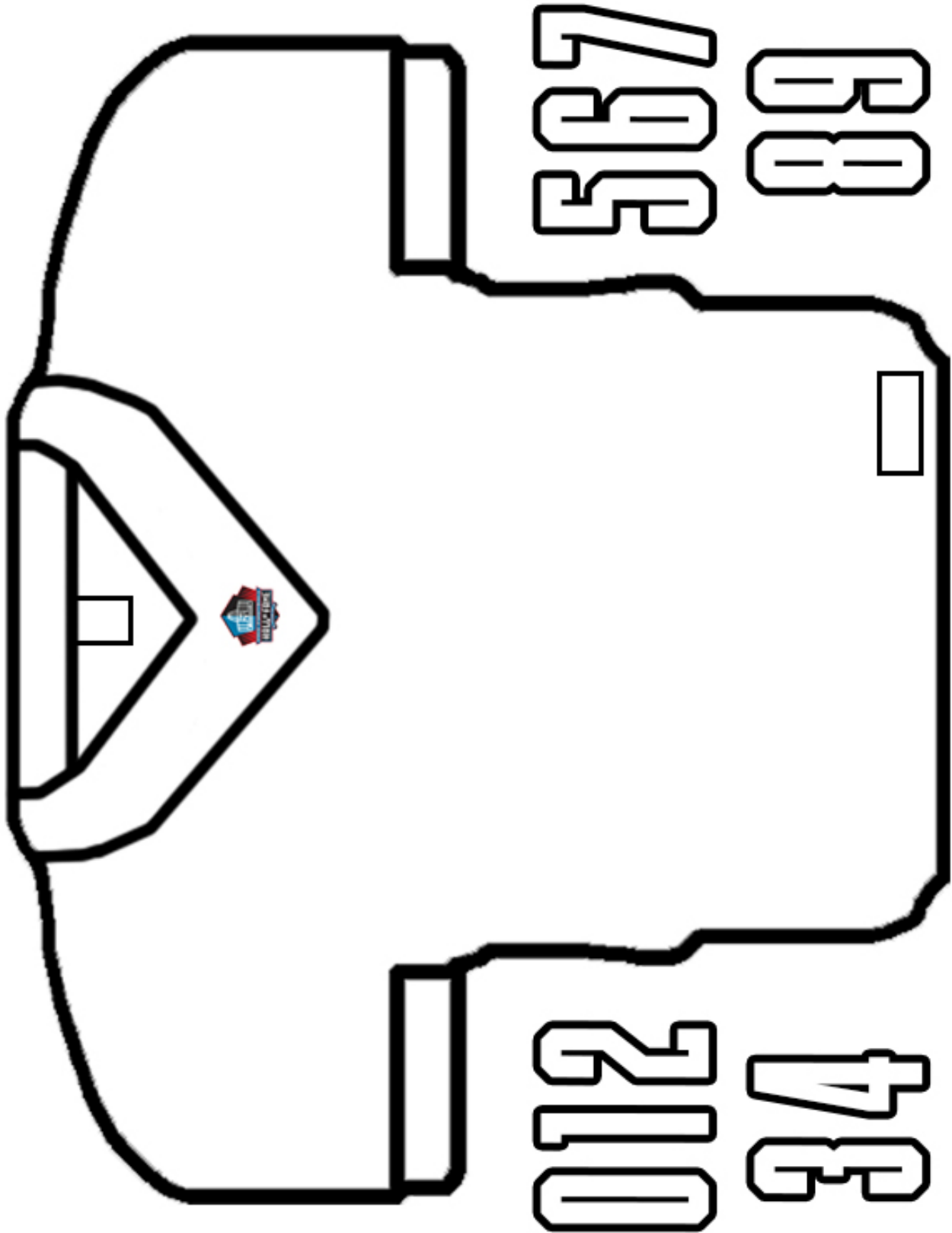
Materials:

- White or manila drawing paper, 12" x 18" or 9" x 12"
- Drawing pencil/eraser
- Ruler or straightedge
- Colored pencils, markers, crayons or other coloring media

Assessment:

- Ask the student to write an advertisement for his/her jersey, describing the type of fabric that would be used, why the color choices are successful, the durability of the shirt, other details that were used, and the approximate price of the shirt.

Colts Jersey Design





The Internet and Football

Goals/Objectives:

Students will:

- Identify the Internet as a viable source for information and research.
- Identify key phrases and words in searching the Internet for football related information.
- Identify various and reliable Internet sites.
- Identify main points of article.
- Effectively analyze Internet sites

National Standards: Technology: 2-Issues; 3-Technology Productivity Tools; 4-Technology Communication Tools; 5- Technology Research Tools, 6-Technology Problem Solvin

Methods/Procedures:

- Students complete the worksheets provided on the following pages in this section concentrating on one activity at a time.
- Teachers are encouraged to adjust, adapt, and alter activities to suit class needs.
- Answers are located in the back of this publication.
 - * ProFootballHOF.com
 - * Colts.com
 - * Additional Internet Sites
- Students would be encouraged to access the Hall's official site: ProFootballHOF.com. On this site students can examine articles to analyze and discuss.
- Students can present the information gathered from the lessons to the class.

Materials:

- Internet Activity Sheets
- Colts.com
- ProFootballHOF.com
- Access to the school and/or public library as well as a computer center

Assessment:

- Students will be assessed based upon completed worksheets and/or presentations



Name: _____

Directions: After finding your way to the Pro Football Hall of Fame website, find the answers to the following questions.

1. What are the three reasons the Pro Football Hall of Fame is located in Canton, Ohio?
 - A. _____
 - B. _____
 - C. _____
2. In the "Football History" section, find one story about the 1980's. Summarize the article below.
3. Under "NFL History and Stats," list two players talked about in "African Americans in Pro Football."
 - A. _____
 - B. _____
4. Who were the Modern-Era enshrinees in the Class of 2020?
 - A. _____
 - B. _____
 - C. _____
 - D. _____
 - E. _____
5. One jersey number has been worn by more Hall of Famers (13) than any other number. Which number is it? _____



Name: _____

Directions: After accessing the website Colts.com, find the answers to the following questions:

1. Who founded the Indianapolis Colts?

2. In what year were the Indianapolis Colts founded?

3. How many games did the Colts win in their first season 1947?

4. What were the Colts' original team colors?

5. Name three Colts inducted into the Pro Football Hall of Fame.
 - A.

 - B.

 - C.

6. Find one article on the site. Summarize that article below.



The following websites can be accessed for additional information for your students.

www.usatoday.com

www.espn.com

www.cbssports.com

www.sportsillustrated.com

www.nfl.com/superbowl



Even Darius Leonard Had to Start Somewhere

Goals/Objectives:

Students will:

- Correlate the fitness concepts of strength, agility, flexibility, and endurance to basic yet specific forms of exercise.

National Standards: Physical Education: 2-Movement Concepts, Principles, Strategies, and Tactics; 3-Physical Activity; 4-Physical Fitness; 6-Values Physical Activity

Methods/Procedures:

- Students will be asked to discuss and list basic exercises that can be done to improve one's muscular strength, agility, flexibility, and muscular endurance.
- Basic Exercise Examples
 - * Muscular Strength Push-ups, Sit-ups (Few Repetition), Chin-ups, Pull-ups, Squat thrust, Bench dips
 - * Agility Line jumps (forward, backward, side to side, scissors), One Foot hop
 - * Flexibility Standing toe touch, Standing V stretch, Butterfly, Seated toe touch, Seated V stretch, Inverted hurdles stretch
 - * Endurance Push-ups, Sit-ups, Chin-ups, Squat thrust, Bench dips, Walking, Jogging (slow, medium or fast) Jump rope (Many Repetitions)

Materials:

- Notepad/paper and pencil/pen
- Blackboard or Dry mark board
- Access to computer

Assessment:

- Students will be assessed on their participation in activities.

INDIANAPOLIS COLTS

Answer Key



Conversions in Football

1. 27,678 feet
2. 39,276 inches
3. 1.7 miles
4. 79,959 feet
5. 34 yard line of opposing team
6. 1,944 inches, 4937.76 centimeters
7. 300 feet long, 160 feet wide
8. 5,800 ounces
9. 1,020 minutes
10. 112 officials

Super Bowl Thunder

1. Ricky Proehl
2. 18
3. 6
4. 4
5. 2
6. Robert Mathis
7. Tarik Glenn - 332 lbs.
8. Jason Davis & Terrence Wilkins - 180 lbs.
9. Wide Receiver
10. 613 lbs.

Careers with the Colts

Possible Answers

- A = Agent
- B = Broadcaster
- C = Coach
- D = Doctor
- E = Equipment Manager
- F = Field Judge
- G = Groundskeeper
- H = Head Linesman
- I = Intern
- J = Journalist
- K = Kinesiologist
- L = Lawyer
- M = Mascot
- N = Nutritionist
- O = Owner
- P = Photographer
- Q = Quarterback Coach
- R = Referee
- S = Scout

- T = Trainer
- U = Umpire
- V = Vendor
- W = Writer
- X = X-Ray Technician
- Y = Yoga Instructor
- Z = Zeppelin Driver

Colts Career Matching

- E- Players Agent
- B- Game Official
- H- Sports Photographer
- J- Sports Psychologist
- D- Facilities Manager
- A- Sports Promoter
- G- Official Statistician
- I- Scout
- C- Athletic Trainer
- F- Sports Nutritionist

Colts.com

1. Group headed by Bob Rodenberg
2. 1947
3. Two
4. Green and Silver
5. Answer varies
6. Student's choice

ProFootballHOF.com

1. A. The American Professional Football Association, was founded in Canton in 1920.
B. The Canton Bulldogs were an early day pro football power. First two-time champion of the NFL. Jim Thorpe played for Bulldogs.
C. Canton citizens launched a determined and organized campaign in the 1960's to earn the site.
2. Answer varies
3. Answer varies
4. Steve Atwater, Isaac Bruce, Steve Hutchinson, Edgerrin James, Troy Polamalu
5. 22

COLTS

